



crop estimates committee oesskattingskomitee

From/Van: M. Ellen Matsei
Tel: 012 319 8454 • **Fax/Faks:** 012 319 8031 • **E-mail/E-pos:** DAS@daff.gov.za

Web page/Webblad: www.daff.gov.za/statistics and economic reports or
www.sagis.org.za/CEC: Crop Estimates

EMBARGO: 15:30



agriculture, forestry & fisheries

Department:
Agriculture, Forestry and Fisheries
REPUBLIC OF SOUTH AFRICA

**The intentions' of producers to plant summer crops for 2019 is hereby released. /
Hiermee word produsente se voorneme om somergewasse te plant vir 2019 vrygestel.**

SUMMER CROPS – INTENTIONS TO PLANT: 2019

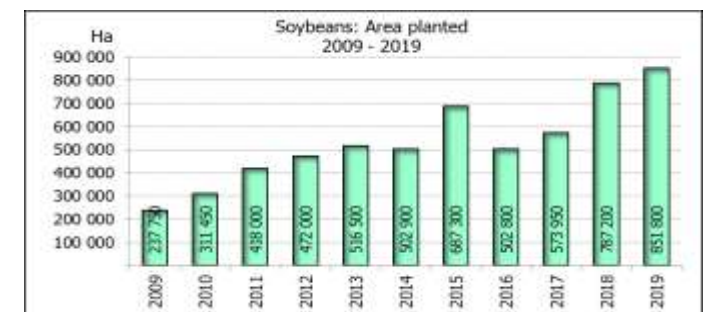
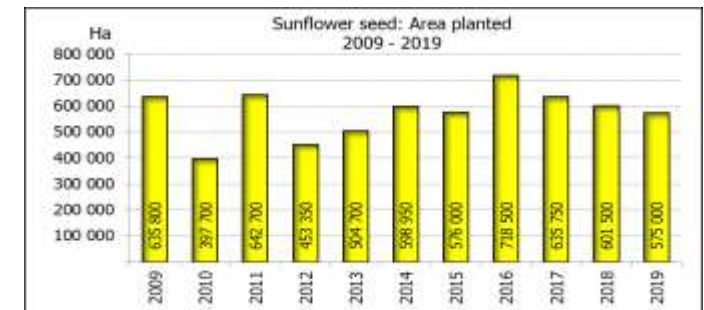
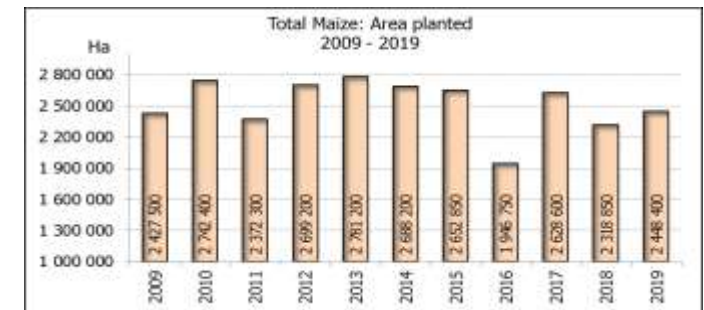
SOMERGEWASSE – VOORNEME OM TE PLANT: 2019

CROP/GEWAS	Intentions/ Voorneme 2019 Ha	Area planted/ Opp beplant 2018 Ha	Final estimate/ Finale skatting 2018 Tons	Change/ Verandering/ %
	soos middel Oktober 2018/ as mid October 2018		as on 26 Sep 2018/ soos op 26 Sept 2018	
	(A)	(B)	(C)	(A) ÷ (B)
Commercial/Komersieël:				
White maize/Witmielies	1 373 400	1 268 100	6 801 560	+8,30
Yellow maize/Geelmielies	1 075 000	1 050 750	6 129 650	+2,31
Maize/Mielies	2 448 400	2 318 850	12 931 210	+5,59
Sunflower seed/Sonneblomsaad	575 000	601 500	858 605	-4,41
Soybeans/Sojabone	851 800	787 200	1 550 800	+8,21
Groundnuts/Grondbone	50 000	56 300	53 750	-11,19
Sorghum	43 000	28 800	109 855	+49,31
Dry beans/Droëbone	60 000	53 360	69 360	+12,44
TOTAL/TOTAAL	4 028 200	3 846 010	15 573 580	+4,74

Note: Estimate is for calendar year, e.g. production season 2018/19 = 2019

Nota: Skatting is vir kalenderjaar, bv. produksie-seisoen 2018/19 = 2019

25 October/Oktober 2018



2019: Intentions' of farmers/Produsente se voornemens

The Crop Estimates Committee comprises officials of the following institutions:

Department of Agriculture, Forestry and Fisheries; Provincial Departments of Agriculture; various ARC-Institutes (Soil, Climate and Water; Small Grains Institute; and Grain Crops Institute); BFAP, Statistics SA and CSIR.

WHITE AND YELLOW MAIZE – INTENTIONS TO PLANT: 2019**WIT- EN GEELMIELIES – VOORNEME OM TE PLANT: 2019**

Provinsie/ Province	Intentions (Area planted)/ Voorneme (Oppervlakte beplant) 2019			Area planted/ Oppervlakte beplant 2018			Final estimate ¹⁾ / Finale skatting ¹⁾ 2018		
	White/ Wit Ha	Yellow/ Geel Ha	Total/ Totaal Ha	White/ Wit Ha	Yellow/ Geel Ha	Total/ Totaal Ha	White/ Wit Tons	Yellow/ Geel Tons	Total/ Totaal Tons
Western Cape/Wes-Kaap	400	3 000	3 400	0	3 750	3 750	0	33 750	33 750
Northern Cape/Noord-Kaap	3 500	44 000	47 500	3 600	43 000	46 600	41 760	636 400	678 160
Free State/Vrystaat	715 000	430 000	1 145 000	644 000	410 000	1 054 000	3 477 600	2 009 000	5 486 600
Eastern Cape/Oos-Kaap	3 500	10 000	13 500	3 500	11 000	14 500	21 700	71 500	93 200
KwaZulu-Natal	45 000	53 000	98 000	45 000	50 000	95 000	301 500	380 000	681 500
Mpumalanga	140 000	346 000	486 000	140 000	340 000	480 000	840 000	2 040 000	2 880 000
Limpopo	9 000	16 000	25 000	12 000	21 000	33 000	90 000	147 000	237 000
Gauteng	47 000	58 000	105 000	50 000	62 000	112 000	290 000	372 000	662 000
North West/Noordwes	410 000	115 000	525 000	370 000	110 000	480 000	1 739 000	440 000	2 179 000
Total/Totaal	1 373 400	1 075 000	2 448 400	1 268 100	1 050 750	2 318 850	6 801 560	6 129 650	12 931 210

1) 26 September 2018

SUNFLOWER SEED – INTENTIONS TO PLANT: 2019**SONNEBLMSAAD – VOORNEME OM TE PLANT: 2019**

Province/ Provinsie	Area planted/ Opp beplant Ha 2019	Area planted/ Opp beplant Ha 2018	Final estimate ¹⁾ / Finale skatting ¹⁾ Tons 2018
Western Cape/Wes-Kaap	-	100	100
Northern Cape/Noord-Kaap	500	1 600	1 920
Free State/Vrystaat	290 000	314 000	486 700
Eastern Cape/Oos-Kaap	-	-	-
KwaZulu-Natal	-	-	-
Mpumalanga	1 000	2 300	2 185
Limpopo	80 000	45 000	36 000
Gauteng	3 500	5 500	5 500
North West/Noordwes	200 000	233 000	326 200
Total/Totaal	575 000	601 500	858 605

1) 26 September 2018

SOYBEANS – INTENTIONS TO PLANT: 2019**SOJABONE – VOORNEME OM TE PLANT: 2019**

Province/ Provinsie	Area planted/ Opp beplant Ha 2019	Area planted/ Opp beplant Ha 2018	Final estimate ¹⁾ / Finale skatting ¹⁾ Tons 2018
Western Cape/Wes-Kaap	400	800	1 200
Northern Cape/Noord-Kaap	3 000	3 000	10 500
Free State/Vrystaat	400 000	345 000	552 000
Eastern Cape/Oos-Kaap	2 400	2 400	2 400
KwaZulu-Natal	38 000	40 000	124 000
Mpumalanga	320 000	310 000	682 000
Limpopo	20 000	20 000	56 000
Gauteng	28 000	30 000	61 500
North West/Noordwes	40 000	36 000	61 200
Total/Totaal	851 800	787 200	1 550 800

1) 26 September 2018

INTENTIONS TO PLANT SUMMER CROPS (2019) / VOORNEME OM SOMERGEWASSE TE PLANT (2019)

25 OCTOBER / OKTOBER 2018

Producers intentions to plant summer crops are based on the results of a non-probability survey conducted by the Directorate: Statistics and Economic Analysis of the Department of Agriculture, Forestry and Fisheries and reflects the position as at the middle of October 2018.

According to the results of the survey, commercial producers intend to plant 2,448 mill. ha of **maize** for 2019, which is 5,6% or 129 550 ha more than the 2,319 mill. ha planted last season.

The figures show that producers intend to plant 1,373 mill. ha to **white maize**, which is 105 300 ha (8,3%) more than in the previous season. In the case of **yellow maize**, the expected plantings are 1,075 mill. ha, which is 24 250 ha (2,3%) more than in the previous season.

Producers indicated that more maize, especially white maize, will be planted for the 2019 season, mainly because of crop rotation practices.

In the case of **sunflower seed**, the expected area planted is estimated at 575 000 ha, which is 4,4% or 26 500 ha less than the 601 500 ha planted last season.

The intended plantings of **soybeans** shows an increase of 8,2% or 64 600 ha compared to the previous season – from 787 200 ha to 851 800 ha.

The expected plantings of **groundnuts** will decrease by 11,2% or 6 300 ha, from 56 300 ha to 50 000 ha.

The intended plantings of **sorghum** is expected to increase by 49,3% or 14 200 ha to 43 000 ha, compared to the previous season.

The expected plantings of dry beans is estimated at 60 000 ha, which is 12,4% or 6 640 ha more than in the previous season.

Please note that the preliminary area planted estimate for summer grains for 2019 will be released on 29 January 2019.

Produsente se voorneme om somergewasse te plant is gebaseer op die resultate van 'n nie-ewekansige opname onderneem deur die Direkoraat: Statistiek en Ekonomiese Analise van die Departement van Landbou, Bosbou en Visserye en weerspieël die situasie teen die middel van Oktober 2018.

Volgens die resultate van die opname, is kommersiele produsente van voorneme om 2,448 milj. ha **mielies** vir 2019 te plant, wat 5,6% of 129 550 ha meer is as die 2,319 milj. ha aangeplant verlede seisoen.

Die syfers toon dat produsente van voorneme is om 1,373 milj. ha **witmielies** aan te plant, wat 105 300 ha (8,3%) meer is as in die vorige seisoen. In die geval met **geelmielies** is die verwagte aanplantings 1,075 milj. ha, wat 24 250 ha (2,3%) meer is as in die vorige seisoen.

Produsente het aangedui dat meer mielies, veral witmielies, aangeplant sal word vir die 2019-seisoen, hoofsaaklik as gevolg van wisselboupraktyke.

In die geval van **sonneblomsaad** word die verwagte aanplantings beraam op 575 000 ha, wat 4,4% of 26 500 ha minder is as die 601 500 ha aangeplant verlede seisoen.

Die voorgenome **sojaboon-aanplantings** toon 'n toename van 8,2% of 64 600 ha, in vergelyking met die vorige seisoen - vanaf 787 200 ha tot 851 800 ha.

Die verwagte aanplantings van **grondbone** gaan afneem met 11,2% of 6 300 ha, van 56 300 ha tot 50 000 ha.

Die voorgenome aanplantings van **sorghum** sal na verwagting toeneem met 49,3% of 14 200 ha na 43 000 ha, in vergelyking met die vorige seisoen.

Die verwagte aanplantings van droëbone word beraam op 60 000 ha, wat 12,4% of 6 640 ha meer is as in die vorige seisoen.

Neem asseblief kennis dat die voorlopige oppervlakteskatting vir somergewasse vir 2019 op 29 Januarie 2019 vrygestel sal word.

The revised area estimate and third production forecast for winter cereals for the 2018 is hereby released. /
Hiermee word die hersiene oppervlakte- en derde produksieskatting vir wintergewasse vir 2018 vrygestel.

WINTER CEREALS – REVISED AREA PLANTED AND THIRD PRODUCTION FORECAST: 2018 PRODUCTION SEASON

WINTERGEWASSE – HERSIENE OPPERVLAKTE- EN DERDE PRODUKSIESKATTING: 2018-PRODUKSIESEISOEN

CROP/GEWAS	Area planted/ Opp beplant 2018 Ha (A)	3 rd forecast/ 3 ^{de} skatting 2018 Tons (B)	2 nd forecast/ 2 ^{de} skatting 2018 Tons (C)	Area planted/ Opp beplant 2017 Ha (D)	Final crop/ Finale oes 2017 Tons (E)	Change/ Verandering % (B) ÷ (C)
Commercial/Kommersieel:						
Wheat/Koring	503 350	1 862 400	1 845 100	491 600	1 535 000	+0,94
Malting barley/Moutgars	119 000	396 340	390 840	91 380	307 000	+1,41
Canola/Kanola	77 000	115 500	111 650	84 000	93 500	+3,45

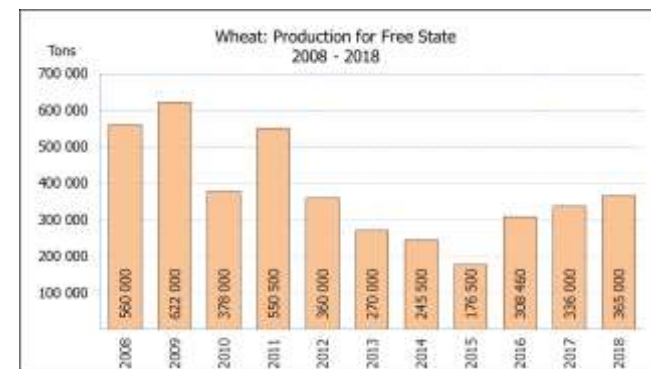
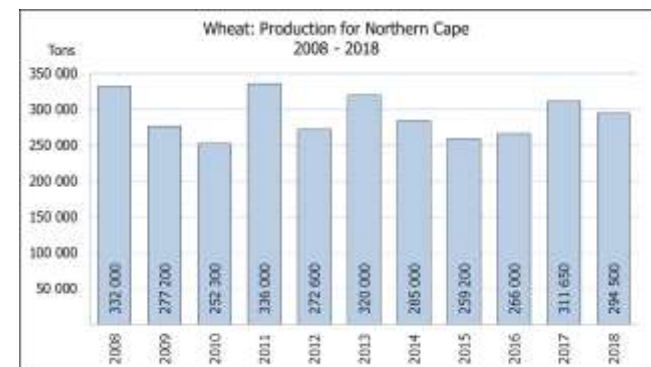
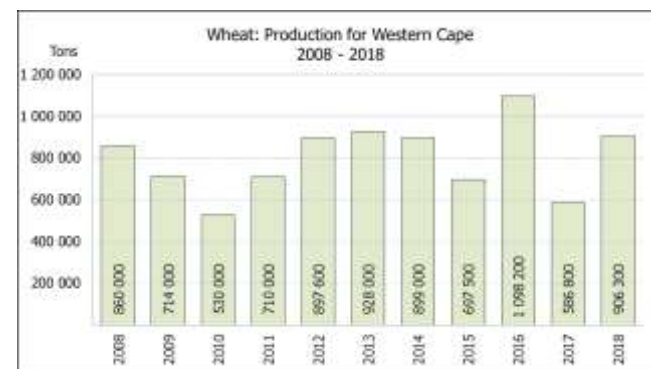
* Note: Estimate is for calendar year, e.g. production season 2018/19 = 2018

* Nota: Skatting is vir kalenderjaar, bv. produksie-seisoen 2018/19 = 2018

WHEAT – REVISED AREA PLANTED AND THIRD PRODUCTION FORECAST: 2018

KORING – HERSIENE OPPERVLAKTE- EN DERDE PRODUKSIESKATTING: 2018

Province/ Provinsie	Area planted/ Opp beplant 2018 Ha	3 rd forecast/ 3 ^{de} skatting 2018 Tons	Area planted/ Opp beplant 2017 Ha	Final crop/ Finale oes 2017 Tons
Western Cape/Wes-Kaap	318 000	906 300	326 000	586 800
Northern Cape/Noord-Kaap	38 000	294 500	38 000	311 650
Free State/Vrystaat	100 000	365 000	80 000	336 000
Eastern Cape/Oos-Kaap	1 650	10 725	1 900	9 500
KwaZulu-Natal	7 000	43 400	7 500	45 750
Mpumalanga	3 500	21 875	4 000	25 400
Limpopo	20 000	126 000	20 000	132 000
Gauteng	1 200	7 800	700	4 200
North West/Noordwes	14 000	86 800	13 500	83 700
Total/Totaal	503 350	1 862 400	491 600	1 535 000



**REVISED AREA ESTIMATE AND THIRD PRODUCTION FORECAST OF WINTER CROPS (2018) /
HERSIENE OPPERVLAKTEKSKATTING EN DERDE PRODUKSIESKATTING VAN WINTERGEWASSE (2018)
25 OCTOBER/OKTOBER 2018**

Winter cereal crops - 2018 production season

Wheat: The expected commercial production of wheat is 1,862 mill. tons, which is 0,94% or 17 300 tons more than the previous forecast of 1,845 mill. tons, whilst the expected yield is 3,70 t/ha.

The expected production in the Western Cape is 906 300 tons (49%), in the Free State 365 000 tons (20%) and in the Northern Cape 294 500 tons (16%).

The area estimate for wheat was revised to 503 350 ha, which is 5 000 ha lower than the 508 350 ha of the previous forecast. An estimated 318 000 ha or 63% is planted in the Western Cape, 100 000 ha or 20% in the Free State and 38 000 ha or 8% in the Northern Cape.

Other crops: The production forecast for **malting barley** is 396 340 tons, which is 1,41% or 5 500 tons more than the previous forecast of 390 840 tons. The area planted is estimated at 119 000 ha, while the expected yield is 3,33 t/ha.

The expected **canola crop** is 115 500 tons, which is 3,45% or 3 850 tons more than the previous forecast of 111 650 tons. The area estimate for canola is 77 000 ha and the expected yield is 1,50 t/ha.

Please note that the fourth production forecast for winter cereals for 2018 will be released on 27 November 2018.

Wintergewasse - 2018 produksie-seisoen

Koring: Die verwagte kommersiële produksie vir koring is 1,862 milj. ton, wat 0,94% of 17 300 ton meer is as die vorige skatting van 1,845 milj. ton, terwyl die verwagte opbrengs 3,70 t/ha is.

Die verwagte produksie in die Wes-Kaap is 906 300 ton (49%), in die Vrystaat 365 000 ton (20%) en in die Noord-Kaap 294 500 ton (16%).

Die oppervlakteskatting vir koring is hersien na 503 350 ha, wat 5 000 ha minder is as die 508 350 ha teenoor die vorige skatting. Die beraamde oppervlakte geplant in die Wes-Kaap is 318 000 ha of 63%, die Vrystaat is 100 000 ha of 20% en 38 000 ha of 8% is in die Noord-Kaap.

Ander gewasse: Die produksieskatting vir **moutgars** is 396 340 ton, wat 1,41% of 5 500 ton meer is as die vorige skatting van 390 840 ton. Die oppervlakte beplant word beraam op 119 000 ha, terwyl die verwagte opbrengs 3,33 t/ha behoop.

Die verwagte **kanola-oes** is 115 500 ton, wat 3,45% of 3 850 ton meer is as die vorige skatting van 111 650 ton. Die oppervlakteskatting vir kanola is 77 000 ha en die verwagte opbrengs is 1,50 t/ha.

Neem asseblief kennis dat die vierde produksieskatting vir wintergewasse vir 2018 op 27 November 2018 vrygestel sal word.

Information is available on the internet at http://www.daff.gov.za/links/crop_estimates or <http://www.sagis.org.za>, as from **15:30** on the date of the relevant meeting of the Crop Estimates Committee.

Inligting is beskikbaar op die internet by http://www.daff.gov.za/links/crop_estimates of by <http://www.sagis.org.za>, vanaf **15:30** op die dag van die toepaslike vergadering van die Oesskatting Komitee.